




Knowledgebase > Technical > Application Settings and Features > Kill Switch > Android Killswitch Settings

Android Killswitch Settings

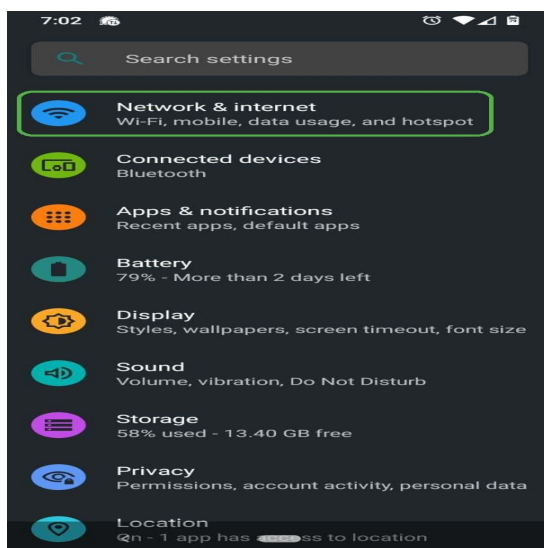
- 2022-03-10 - Kill Switch

The Android operating system provides its own means of managing VPN connections and invoking similar protections to the killswitch.

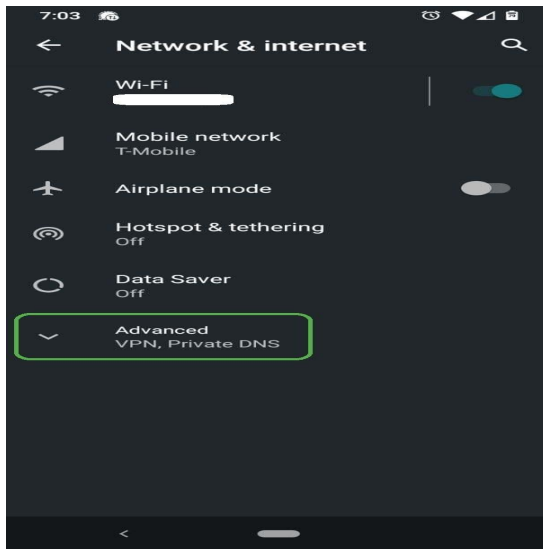
First open your Android Settings interface:



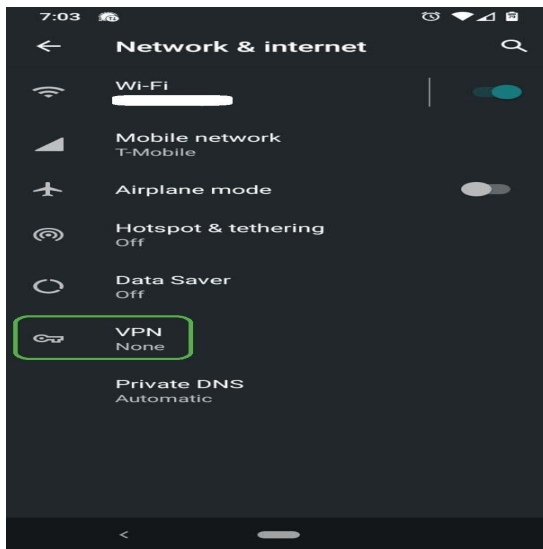
Then navigate to the Network & internet settings:



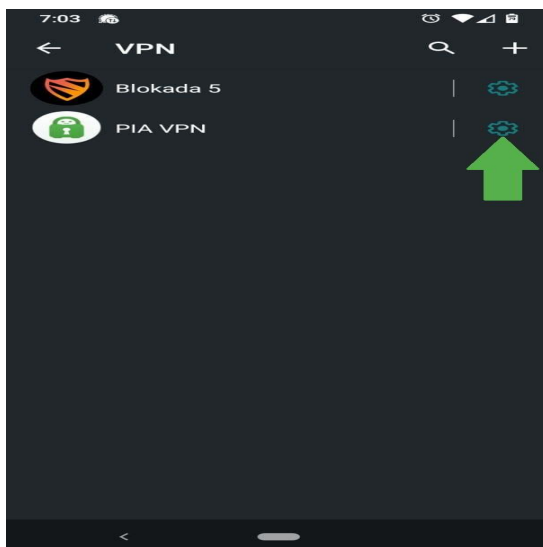
Next, expand the Advanced options:



Then select VPN:



Tap the settings button next to the PIA VPN option:



This menu will allow you to turn on *Always-on VPN*, which aims to connect the VPN

whenever possible:



When *Always-on VPN* is enabled you will gain access to *Block connections without VPN* which will prevent internet traffic if the VPN is not connected:

