



Knowledgebase > Billing > Payments > Bulk Subscriptions

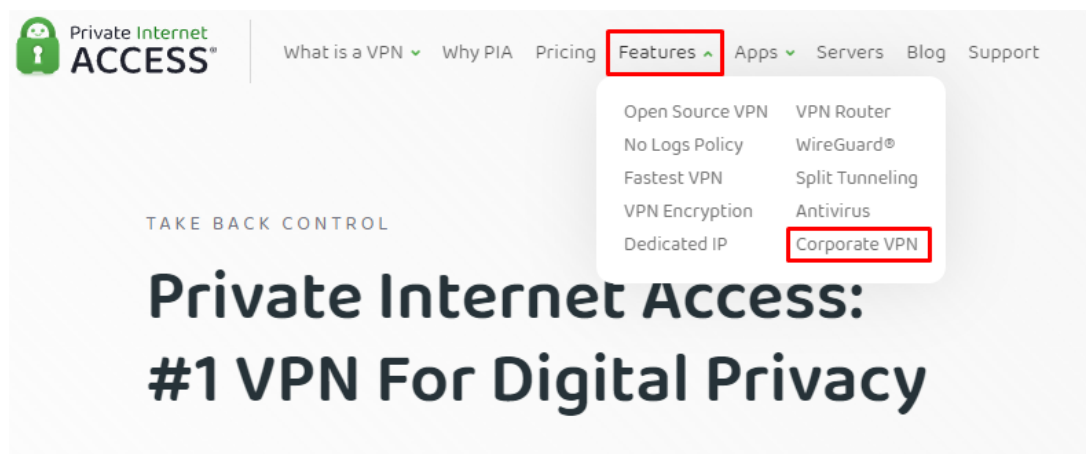
## Bulk Subscriptions

Michael B - 2022-08-03 - Payments

Bulk Subscriptions

### Purchasing a Bulk Subscription

For users that wish to purchase multiple accounts (ie. 3 or more) we offer users the option to purchase a large number of accounts in one transaction. This option can be found on our website by hovering over the Features tab and then clicking on [Corporate VPN](#).



Once on the Corporate VPN page, scroll down to the section “Need More Than 10 Devices Covered?” and click on “[Get PIA for more than 10 devices](#)”. This will bring users to the Bulk Subscription purchase page.

### Need More Than 10 Devices Covered?

One PIA VPN subscription covers 10 devices, but if you need even more connectivity, we offer bulk discounts that are perfect for small businesses, offices, or even larger corporations.




[Get PIA for more than 10 devices](#)



Within the Bulk Subscription purchase page, users are able to choose a plan for their

accounts; either Yearly for \$39.95, Six Months for \$35.95 or Monthly for \$9.95. After choosing a plan users can then indicate the number of accounts that they would like to purchase, as stated above this can be 3 or more accounts.



[What is a VPN](#) [Why PIA](#) [Pricing](#) [Features](#) [Apps](#) [Servers](#) [Blog](#) [Support](#)

[Login](#) [EN](#) [Get PIA VPN](#)

Order Summary

Plan	Monthly
Number of accounts	3
Subtotal	\$29.85
Bulk discount	-\$1.49
Total	\$28.36

### Bulk purchase VPN accounts

First choose which plan is right for you - monthly, yearly or a two-year plan for maximum savings.

If you need any assistance, contact us at [multiple-accounts@privateinternetaccess.com](mailto:multiple-accounts@privateinternetaccess.com).

Choose your plan

☐ Yearly  
~~\$39.95~~ \$39.95 per year

\$3.33/mo.

☐ Six months  
~~\$59.95~~ \$35.95 per six months

☒ Monthly  
\$9.95/mo.


Select number of accounts

-


3

+


☐ Credit Card



☐ PayPal



☐ Amazon



Upon completion, you will receive a receipt for your order and along with the credentials to access the client control panel and manage the licenses for the number of accounts that you have purchased.



Dear Customer,

Thank you for choosing Private Internet Access to protect your online privacy.

Your Private Internet Access bulk order account is now active, your login information is:

Username: **b1234567**

Password: **pAsSW0rd**

These are your license keys:



To redeem your accounts, please access [www.privateinternetaccess.com/giftcard/redeem](http://www.privateinternetaccess.com/giftcard/redeem) and follow the steps.

You can also log into your account [here](#) at any time to manage your account, subscriptions, and other features.

You can find all of our available setup options, including our easy to use 1-click installers on our [here](#).

If you have any questions or issues, our support specialists are available 24/7 to assist you! You can reach them [here](#).

Kind Regards,  
Private Internet Access Team

You can now login to the Client Control Panel and see the keys which you can redeem for each account.

These are your license keys:



When ready, the bulk account owner can provide a specific Key to the individual that needs

an account or the bulk account owner can activate the key for the individual that needs an account.

## Client Control Panel View

For Bulk accounts the CCP looks a bit different than our standard CCP, the reason for this is that this CCP is used as a control center for all accounts, Subscriptions, and other features.

Within the CCP Users will be able to see and manage all purchased Licenses which will include their Statues, Username, and Email associated with.

Additionally, users will be able to view Previous payments, Update payment method, Enable Two-factor Authentication, Change Password(for the Main bulk account), Change Email address(for the Main bulk account), and Cancel Auto-renewal.

**Private Internet ACCESS** | What is a VPN | Why PIA | Pricing | Features | Apps | Servers | Blog | Support | Login | EN | [Get PIA VPN](#)

Welcome b1234567 [Sign Out](#)

Subscribed since: Aug 03, 2022  
Active payment method: Credit Card  
Next billing: Sep 03, 2022 - USD \$29.95 \$28.36 - [Previous payments](#)

[Update your payment method](#)

**Manage Licenses**

License	Status	Username	Email
28 - [icon]	active	--	--
03 - [icon]	active	--	--
03 - [icon]	active	--	--

**Two-factor authentication**

Two-Factor authentication is currently disabled. Please confirm your password to enable it.

Password:

[Enable two-factor authentication](#)

**Change Password**

**Reset your password**

If you have Forgotten your password, please use this reset password form to generate a new password.

Current password:

New password:

Confirm password:

[Change Password](#)

**Change Email**

New email:

Repeat email:

Password:

[Change Email](#)

**Turn auto-renewal off**

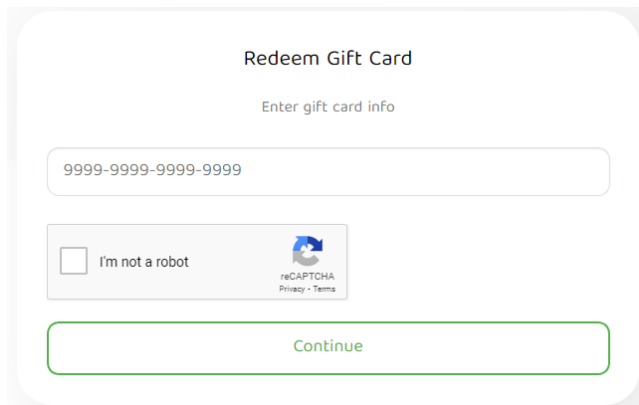
Your automatic renewals will be turned off, but your keys will be valid for the paid period.

[Turn auto-renewal off](#)

Redeeming Keys

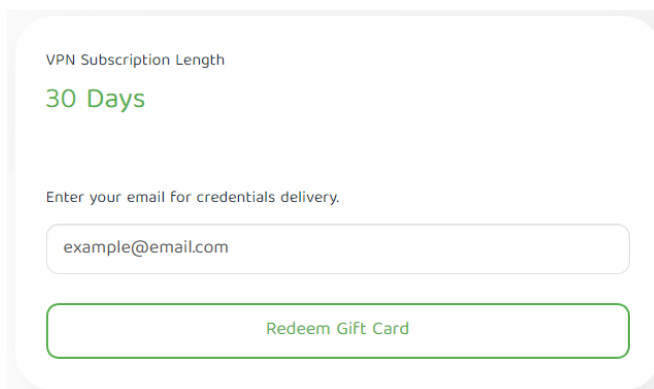
In order to redeem your keys and provide access to multiple accounts, you will

- Users will need to go to [www.privateinternetaccess.com/pages/redeem](http://www.privateinternetaccess.com/pages/redeem)
- Enter the License Key into the Redeem (Gift Card) box



The screenshot shows a web form titled "Redeem Gift Card". Below the title is the instruction "Enter gift card info". There is a text input field containing the placeholder "9999-9999-9999-9999". Below the input field is a reCAPTCHA widget with the text "I'm not a robot" and a checkbox. To the right of the checkbox is the reCAPTCHA logo and the text "reCAPTCHA Privacy - Terms". At the bottom of the form is a green "Continue" button.

- After clicking redeem, you will see the subscription length and a box to enter the desired email address to send the subscription credentials too. select Redeem Gift Card



The screenshot shows a web form titled "VPN Subscription Length". Below the title, the text "30 Days" is displayed in green. Below this is the instruction "Enter your email for credentials delivery.". There is a text input field containing the placeholder "example@email.com". At the bottom of the form is a green "Redeem Gift Card" button.

- Following the redemption of each code and the acceptance of each email address, you will be sent to our Downloads page to start the download process and will receive our standard activation email with the credentials for that licenses.

If you experience any issues with your bulk subscription or have questions, please don't hesitate to reach out to our support department via ticket or chat and we will be happy to assist you further.